

TECHNICAL DATA

# 1742, 1746 and 1748 Three-Phase Power Quality Loggers



## Troubleshoot, quantify energy usage and perform quality of service surveys easier than ever

The Fluke 1742, 1746 and 1748 Three-Phase Power Quality Loggers give you fast, easy access to the data you need to make critical power quality and energy decisions in real-time.

Compact and rugged, the Fluke 1740 Series Three-Phase Power Quality Loggers are designed specifically for technicians and engineers who need the flexibility to troubleshoot, quantify energy usage and analyze power distribution systems. Fully compliant with international power quality standards such as IEC 61000-4-30 and capable of simultaneously logging up to 500 parameters while also capturing events, the Fluke 1740 Series helps uncover intermittent and hard-to-find power quality issues more easily than ever. The included Energy Analyze plus software quickly assesses the quality of power at the service entrance, substation, or at the load, according to national and international standards like EN 50160 and IEEE 519.

An optimized user interface, flexible current probes, and an intelligent measurement verification function that allows you to digitally verify and correct connections makes setup easier than ever and reduces measurement uncertainty. Minimize your time in potentially hazardous environments and reduce the hassle of suiting up in PPE by using a wireless connection (WiFi) to view data directly in the field.

### MEASURE ALL POWER QUALITY AND POWER PARAMETERS

1748 logs over 500 different parameters for each averaging period.

### ONE-CLICK REPORTING

Create detailed reports according to the most common power quality standards in seconds.


### EASY TO USE

Auto-configuration check ensures every measurement campaign is right, the first time. Power the instrument from the measured line to simplify the connection process.

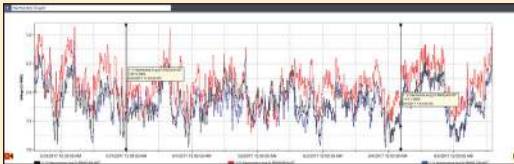


## Hardware features

- **Measure all three voltage and current phases plus the neutral current:** Three-phase and neutral voltage leads and four flexible current probes.
- **Comprehensive logging:** More than 20 separate logging sessions can be stored in the instrument. A comprehensive range of power and power quality variables are automatically logged so you never lose measurement trends.
- **Measure with premium accuracy:** Meets the rigorous IEC 61000-4-30 Class A Edition 3 standard for "Testing and measurement techniques—Power quality measurement methods."
- **Capture dips, swells and interruptions:** The 1748 includes event waveform capture and RMS event profile, along with date, timestamp and severity information to help pinpoint potential root causes of power quality issues.
- **Measure key power quality parameters:** Measures harmonics and interharmonics for voltage and current, also includes unbalance, flicker and rapid voltage changes.
- **Optimized user interface:** Capture the right data every time with quick, guided, graphical PC based application setup and reduce uncertainty about your connections with an intelligent verification feature and the only auto-correction function for a power quality logger. Connection errors are automatically indicated via an amber light on the units power button which turns green once corrected.
- **Flexible power supply:** Powers directly from the measured circuit with the widest available range for a power quality logger automatically going from 100 V to 500 V or from a wall line cord, so you can test anywhere.
- **Rugged and reliable:** Designed to withstand harsh installation environments with IP65 rating when used with IP65 voltage input adapter.
- **Two external USB ports:** One for PC connection and another for quick, simple data download to standard USB thumb drives, or other USB devices, allowing you to leave the measurement device in place without disrupting logging.
- **Ethernet connectivity:** Wired and wireless connections for instrument setup and high-speed data download.
- **Compact size:** Designed to fit in tight spaces and panels with small 23 cm x 18 cm x 5.4 cm (9.1 in x 7.1 in x 2.1 in) footprint.
- **Highest safety rating in the industry:** 600 V CAT IV/1000 V CAT III rated for use at the service entrance and downstream.
- **Optimized measurement accessories:** Unique tangle-free flat voltage cable and thin flexible current probes ensure easy installation even in tight spaces.
- **Battery life:** Four-hour operating time (backup time) per charge on lithium-ion battery to withstand temporary power disruptions.
- **Security:** Safeguard your best asset from theft with a standard chain or other security device.
- **Magnetic hanger kit:** Conveniently stow the instrument safely inside or outside of electrical panels; compatible with all models and included with 1748 model as standard.



Harmonics Spectrum up to the 50th harmonic.



Trend of the selected harmonic over time.

Harmonic Order	1 Harmonics (THD %)				2 Harmonics (THD %)				3 Harmonics (THD %)			
	Min	Max	Avg	Std	Min	Max	Avg	Std	Min	Max	Avg	Std
1	99.9	100.0	99.9	0.1	99.9	100.0	99.9	0.1	99.9	100.0	99.9	0.1
2	0.0	0.0	0.0	0.0	0.0	0.0	0.0	0.0	0.0	0.0	0.0	0.0
3	0.0	0.0	0.0	0.0	0.0	0.0	0.0	0.0	0.0	0.0	0.0	0.0
4	0.0	0.0	0.0	0.0	0.0	0.0	0.0	0.0	0.0	0.0	0.0	0.0
5	0.0	0.0	0.0	0.0	0.0	0.0	0.0	0.0	0.0	0.0	0.0	0.0
6	0.0	0.0	0.0	0.0	0.0	0.0	0.0	0.0	0.0	0.0	0.0	0.0
7	0.0	0.0	0.0	0.0	0.0	0.0	0.0	0.0	0.0	0.0	0.0	0.0
8	0.0	0.0	0.0	0.0	0.0	0.0	0.0	0.0	0.0	0.0	0.0	0.0
9	0.0	0.0	0.0	0.0	0.0	0.0	0.0	0.0	0.0	0.0	0.0	0.0
10	0.0	0.0	0.0	0.0	0.0	0.0	0.0	0.0	0.0	0.0	0.0	0.0
11	0.0	0.0	0.0	0.0	0.0	0.0	0.0	0.0	0.0	0.0	0.0	0.0
12	0.0	0.0	0.0	0.0	0.0	0.0	0.0	0.0	0.0	0.0	0.0	0.0
13	0.0	0.0	0.0	0.0	0.0	0.0	0.0	0.0	0.0	0.0	0.0	0.0
14	0.0	0.0	0.0	0.0	0.0	0.0	0.0	0.0	0.0	0.0	0.0	0.0
15	0.0	0.0	0.0	0.0	0.0	0.0	0.0	0.0	0.0	0.0	0.0	0.0
16	0.0	0.0	0.0	0.0	0.0	0.0	0.0	0.0	0.0	0.0	0.0	0.0
17	0.0	0.0	0.0	0.0	0.0	0.0	0.0	0.0	0.0	0.0	0.0	0.0
18	0.0	0.0	0.0	0.0	0.0	0.0	0.0	0.0	0.0	0.0	0.0	0.0
19	0.0	0.0	0.0	0.0	0.0	0.0	0.0	0.0	0.0	0.0	0.0	0.0
20	0.0	0.0	0.0	0.0	0.0	0.0	0.0	0.0	0.0	0.0	0.0	0.0
21	0.0	0.0	0.0	0.0	0.0	0.0	0.0	0.0	0.0	0.0	0.0	0.0
22	0.0	0.0	0.0	0.0	0.0	0.0	0.0	0.0	0.0	0.0	0.0	0.0
23	0.0	0.0	0.0	0.0	0.0	0.0	0.0	0.0	0.0	0.0	0.0	0.0
24	0.0	0.0	0.0	0.0	0.0	0.0	0.0	0.0	0.0	0.0	0.0	0.0
25	0.0	0.0	0.0	0.0	0.0	0.0	0.0	0.0	0.0	0.0	0.0	0.0
26	0.0	0.0	0.0	0.0	0.0	0.0	0.0	0.0	0.0	0.0	0.0	0.0
27	0.0	0.0	0.0	0.0	0.0	0.0	0.0	0.0	0.0	0.0	0.0	0.0
28	0.0	0.0	0.0	0.0	0.0	0.0	0.0	0.0	0.0	0.0	0.0	0.0
29	0.0	0.0	0.0	0.0	0.0	0.0	0.0	0.0	0.0	0.0	0.0	0.0
30	0.0	0.0	0.0	0.0	0.0	0.0	0.0	0.0	0.0	0.0	0.0	0.0
31	0.0	0.0	0.0	0.0	0.0	0.0	0.0	0.0	0.0	0.0	0.0	0.0
32	0.0	0.0	0.0	0.0	0.0	0.0	0.0	0.0	0.0	0.0	0.0	0.0
33	0.0	0.0	0.0	0.0	0.0	0.0	0.0	0.0	0.0	0.0	0.0	0.0
34	0.0	0.0	0.0	0.0	0.0	0.0	0.0	0.0	0.0	0.0	0.0	0.0
35	0.0	0.0	0.0	0.0	0.0	0.0	0.0	0.0	0.0	0.0	0.0	0.0
36	0.0	0.0	0.0	0.0	0.0	0.0	0.0	0.0	0.0	0.0	0.0	0.0
37	0.0	0.0	0.0	0.0	0.0	0.0	0.0	0.0	0.0	0.0	0.0	0.0
38	0.0	0.0	0.0	0.0	0.0	0.0	0.0	0.0	0.0	0.0	0.0	0.0
39	0.0	0.0	0.0	0.0	0.0	0.0	0.0	0.0	0.0	0.0	0.0	0.0
40	0.0	0.0	0.0	0.0	0.0	0.0	0.0	0.0	0.0	0.0	0.0	0.0
41	0.0	0.0	0.0	0.0	0.0	0.0	0.0	0.0	0.0	0.0	0.0	0.0
42	0.0	0.0	0.0	0.0	0.0	0.0	0.0	0.0	0.0	0.0	0.0	0.0
43	0.0	0.0	0.0	0.0	0.0	0.0	0.0	0.0	0.0	0.0	0.0	0.0
44	0.0	0.0	0.0	0.0	0.0	0.0	0.0	0.0	0.0	0.0	0.0	0.0
45	0.0	0.0	0.0	0.0	0.0	0.0	0.0	0.0	0.0	0.0	0.0	0.0
46	0.0	0.0	0.0	0.0	0.0	0.0	0.0	0.0	0.0	0.0	0.0	0.0
47	0.0	0.0	0.0	0.0	0.0	0.0	0.0	0.0	0.0	0.0	0.0	0.0
48	0.0	0.0	0.0	0.0	0.0	0.0	0.0	0.0	0.0	0.0	0.0	0.0
49	0.0	0.0	0.0	0.0	0.0	0.0	0.0	0.0	0.0	0.0	0.0	0.0
50	0.0	0.0	0.0	0.0	0.0	0.0	0.0	0.0	0.0	0.0	0.0	0.0

Detailed tabular view of every harmonic.

### Software features

- **“In-workshop” or “in-the-field” setup and download through PC application software:** simple download using USB memory stick, WiFi download, wired ethernet connection or via USB cable
- **Energy Analyze plus application software:** Download and analyze every measured detail of energy consumption and power quality state-of-health with automated reporting.
- **One touch reporting:** Create standardized reports according to commonly used standards like EN 50160, IEEE 519, GOST 33073 or export data in PQDIF or NeQual compatible format for use with third party software
- **Advanced analysis:** Choose any available logged parameter to create a highly customized view of logged measurements for advanced correlation of data

## Applications

Measure all power quality and power parameters—Upgrades available

	1742	1746	1748
Energy	•	•	•
Basic PQ	Option	•	•
Advanced PQ	Option	Option	•

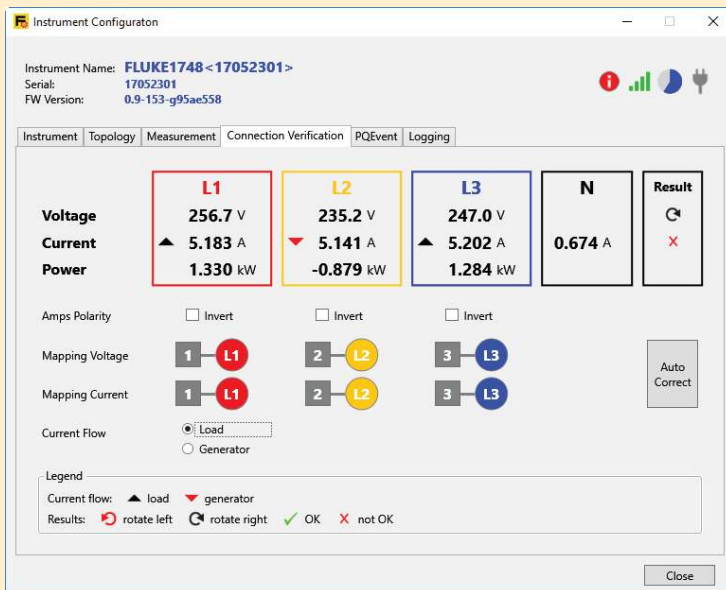
The Fluke 1748 logs over 500 different parameters for each averaging period. This allows you to analyze power quality in detail and to correlate intermittent events with detailed waveform data, helping to identify the root cause of disturbances. For basic power quality logging, the Fluke 1746 captures all relevant power parameters for performing energy saving studies and electrical network planning with a full upgrade option to 1748 available. For simple load and energy studies the Fluke 1742 offers optimal performance in a rugged package and can be upgraded to 1746 or complete 1748 functionality.

### Calculates current harmonics limits

When downloading data from the Fluke 1748 Power Quality Loggers, Energy Analyze Plus, can calculate the limits of current harmonics based on installation parameters to predict overload of the grid according to a wide range of international standards. This powerful predictive maintenance feature enables current harmonics to be observed before distortion appears in the voltage allowing you to prevent unexpected failures or non-compliance situations and increase system uptime.

### Easy to use

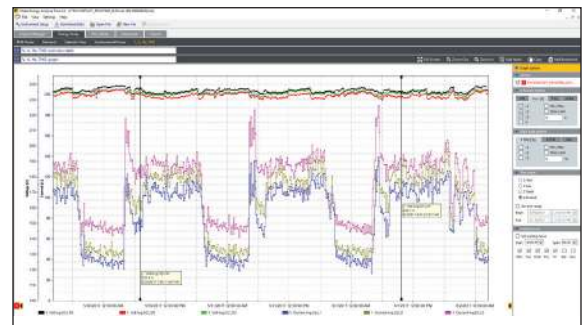
Fluke power quality loggers are designed with the technician in mind. The four current probes are each connected separately allowing flexibility and simplicity, the instrument automatically detects, scales and powers the probes so you don't have to worry about ensuring the measurements are correct.



Connection verification function shows whether the instrument is connected correctly and automatically corrects issues at the press of a button.

The thin current probes are designed to easily get through tight conductor spacing and include a wide range (from 1.5 A to 6000 A depending on selected probe) for high accuracy in each application. An innovative tangle-free, flat, voltage lead makes connection simple and reliable. The instrument's intelligent 'Verify Connection' feature which can be accessed using the PC Setup application automatically checks to make sure the instrument is connected correctly and can digitally correct connections without having to disconnect measurement leads. In the event of a connection error, the power button on the unit will turn from green to amber indicating that the connections should be verified before proceeding.

The loggers can also be conveniently and safely powered directly from the measured circuit (up to 500 V)—no more searching for power outlets or having to run multiple extension cords to the logging location, which is especially useful when logging at a remote site and when installing inside electrical panels.



Voltage and current trend graph.



Calendar view shows hours, days, weeks as thumbnails for quick overviews.

### Analysis and reporting

Capturing logged data is just one part of the task. Once you have the data, you need to create useful information and reports that can be easily shared and understood by your organization or customers. Fluke Energy Analyze plus software makes that task as simple as possible. With powerful analysis tools and the ability to create customized reports in minutes you'll be able to communicate your findings and quickly solve problems so you can optimize system reliability and savings. A range of built-in report templates for industry standards such as EN 50160, IEEE 519 and GOST enable one-click reporting so you can create high quality reports at the touch of a button. Reports can be modified as standards evolve, or new versions become available.

The flexible data views quickly show details of the measurement file in easy to understand formats. The calendar view shown above enables hour/hour, day/day and week/week comparisons simply by selecting the thumbnail views required. Each selected thumbnail is automatically detailed in the lower window.



IP65 Rated voltage connector (optional).



MA-C8 adapter for powering with line cord



Ethernet and USB ports

**Advanced data communication and software:**

- View real-time measurements wirelessly from outside the panel or from your office using the included Fluke Energy Analyze plus software
- Download logged files directly to a USB flash drive that plugs directly into the USB port of the instrument or by wired or WiFi connection to your PC
- The export function of Energy Analyze plus enables export of one or more logged values with a simple parameter selector

**Rugged and reliable**

The 1740 series products are built to withstand tough working environments. The flexible current probes are IP65 rated and suitable for most installation situations; the optional IP65 voltage adapter ensures safe, reliable operation even in harsh conditions. Standard 2 m (6.6 ft) leads simplify connection on difficult to access conductors, and optional 5 m (16.5 ft) leads are useful when installing in difficult locations. With the capability of powering the instruments from the power line up to 500 V, installation is as simple as can be.

**Thoughtful design**

Fluke prides itself on thoughtful design that's why 1740 series power quality loggers include simple but effective accessories like the MA-C8 adapter making powering the instrument with a line cord easy when not in the field. Ports that aren't always needed in the field are IP65 protected including the Ethernet, USB, AUX and I/O ports protecting for both moisture and dirt ingress. The status LEDs give a quick and clear indication of what the instrument is doing without having to touch any controls. Its compact size means that in most cases it will fit into the available space without any problems.

## Specifications

Accuracy			
Parameter	Range	Max. Resolution	Intrinsic accuracy at reference conditions (% of reading + % of range)
Voltage	1000 V	0.1 V	± 0.1 % of nominal voltage <sup>1, 2</sup>
Current	i17xx-flex 1500IP 24" 1500 A	150 A 1500 A	0.01 A (min. 1.5A) <sup>3</sup> 0.1 A
	i17xx-flex 3000IP 24" 3000 A	300 A 3000 A	0.01 A (min. 3.0 A) <sup>3</sup> 0.1 A
	i17xx-flex 6000IP 36" 6000 A	600 A 6000 A	0.01 A (min. 6.0 A) <sup>3</sup> 0.1 A
	i40s-EL clamp	4 A 40 A	1 mA 10 mA
Frequency	42.5 Hz to 69 Hz	0.01 Hz	± (0.1 %) <sup>2</sup>
Aux input	± 10 V dc	0.1 mV	± (0.2 % + 0.02 %)
Voltage min/max	1000 V	0.1 V	± 0.2 % of nominal input voltage <sup>1</sup>
Current min/max	defined by accessory	defined by accessory	± (5 % + 0.2 %)
THD on voltage	1000 %	0.10 %	± 2.5 %
THD on current	1000 %	0.10 %	± 2.5 %
Voltage harmonics 2nd ... 50th	1000 V	0.1 V	≥ 1 V: ± 5 % of reading < 1 V: ± 0.05 V
Current harmonics 2nd ... 50th	Defined by accessory	Defined by accessory	≥ 3 % of current range: ± 5 % of reading < 3 % of current range: ± 0.15 % of range
Flicker P <sub>LT</sub> , P <sub>ST</sub>	0 to 20	0.01	5 %

Parameter	Influence quantity	iFlex1500IP-24 150A/1500A	iFlex3000IP-24 300A/3000A	iFlex6000IP-36 600/6000A	i40s-EL 4A/40A
Active Power P Active Energy Ea	PF ≥ 0.99	1.2 % + 0.005 %	1.2 % + 0.0075%	1.7 % + 0.0075 %	1.2 % + 0.005 %
Apparent Power S Apparent Energy Eap	0 ≤ PF ≤ 1	1.2 % + 0.005 %	1.2 % + 0.0075%	1.7 % + 0.0075 %	1.2 % + 0.005 %
Reactive Power Q Reactive Energy Er	0 ≤ PF ≤ 1	2.5 % of measured apparent power			
Power Factor PF Displacement Power FactorDPF/cosφ	-	± 0.025			
Additional uncertainty in % of range	VP-N > 250 V	0.015 %	0.023 %	0.023 %	0.015 %

1) In the range of 100 V ... 500 V; also known as U<sub>din</sub>

2) 0 °C ... 45 °C: Intrinsic accuracy x 2, outside of 0 °C ... 45 °C: Intrinsic accuracy x 3

3) Consult operators manual for details

Reference conditions:

Environmental: 23 °C ± 5 °C, instrument operating for at least 30 minutes, no external electrical/magnetic field, RH < 65 %

Input conditions: Cosφ/PF=1, Sinusoidal signal f=50 Hz/60 Hz, power supply 120 V/230 V ±10 %.

Current and power specifications: Input voltage 1 ph: 120 V/230 V or 3 ph wye/delta: 230 V/400 V

Input current: I > 10 % of I range

Primary conductor of clamps or Rogowski coil in center position

Temperature coefficient: Add 0.1 x specified accuracy for each degree C above 28 °C or below 18 °C

<b>Electrical specifications</b>	
<b>Power supply</b>	
Voltage range	100 V to 500 V using safety plug input when powering from the measurement circuit 100 V to 240 V MA-C8 and using standard power cord (IEC 60320 C7)
Power consumption	Maximum 50 VA (max. 15 VA when powered using MA-C8 adapter)
Efficiency	≥ 68.2 % (in accordance with energy efficiency regulations)
Maximum no-load consumption	< 0.3 W only when powered using IEC 60320 input
Mains power frequency	50/60 Hz ± 15 %
Battery	Li-ion 3.7 V, 9.2 Wh, customer-replaceable
On-battery runtime	Typically 4 hours
Charging time	< 6 hours
<b>Data acquisition</b>	
Resolution	16-bit synchronous sampling
Sampling frequency	10.24 kHz at 50/60 Hz, synchronized to mains frequency
Input signal frequency	50/60 Hz (42.5 to 69 Hz)
Circuit types	1-φ, 1-φ IT, split phase, 3-φ delta, 3-φ wye, 3-φ wye IT, 3-φ wye balanced, 3-φ Aron/Blondel (2-element delta), 3-φ delta open leg, currents only (load studies)
Data storage	Internal flash memory (not user replaceable)
Memory size	Typical 20 logging sessions of 4 weeks with 1-minute intervals and 500 events
<b>Basic interval</b>	
Measured parameters	Voltage, current, aux, frequency, THD V, THD A, power, power factor, fundamental power, DPF, energy
Averaging interval	User selectable: 1 sec, 5 sec, 10 sec, 30 sec, 1 min, 5 min, 10 min, 15 min, 30 min
Averaging time min/max values	Voltage, current: Full cycle RMS updated every half cycle (URMS1/2 according to IEC 61000-4-30 Aux, Power: 200 ms)
<b>Demand interval (Energy Meter Mode)</b>	
Measured parameters	Energy (Wh, varh, VAh), PF, maximum demand, cost of energy
Interval	User selectable: 5 min, 10 min, 15 min, 20 min, 30 min, off
<b>Power quality measurements</b>	
Measured parameter	Voltage, frequency, unbalance, voltage harmonics, THD V, current, harmonics, THD A, TDD, voltage interharmonics, TID V, current interharmonics, TID A, Flicker, Mains Signaling, under/over deviation
Averaging interval	10 min for all parameters 2 hrs (long term Flicker $P_{1r}$ ) 150/180 cycles (3 s) for harmonics (requires software license IEEE519/REPORT)
Individual harmonics	2nd to 50th harmonic Grouping according to IEC 61000-4-7 user configurable depending on application: Sub-grouped (harmonics + interharmonics), grouped or harmonic bins only
Interharmonics	1st to the 50th interharmonic
Total harmonic distortion	Calculated on 50 voltage harmonics
Events	Voltage: dips, swells, interruptions, current: inrush current 1748: mains signaling, transients (low frequency)
Triggered recordings	RMS profile: Full cycle RMS updated every half cycle of voltage and current up to 11 s (URMS1/2 according to IEC 61000-4-30) Waveform of voltage and current up to 200 ms, 10/12 cycles Mains signaling: 10/12 cycle RMS recording of the configured frequencies up to 120s
Inrush	RMS profile based on 1/2 cycle RMS steady state triggering
Flicker	In accordance with IEC 61000-4-15 and IEEE 1453
Mains signaling	Two user defined frequencies up to 3 kHz
PQ Health	Summarizes power quality measurements in one table. Detailed data available for each parameter
EN 50160	Compliance with standard
Programmable PQ limits	Enables user defined limits for local standards compliance

**Electrical specifications cont.**
**Standards compliance**

Harmonics	IEC 61000-4-7: Class 1 IEEE 519 (short time and very short time harmonics)
Power quality	IEC 61000-4-30 Class A, IEC 62586-1, IEC 62586-2 (PQI-A-PI device)
Power	IEEE 1459
Power quality compliance	EN 50160
Safety	General: IEC 61010-1: Pollution Degree 2 Measurement: IEC 61010-2-033: CAT IV 600 V / CAT III 1000 V Power Supply: Overvoltage Category IV, Pollution Degree 2 Li-ion Battery: IEC 62133
USB-A	File transfer via USB flash drive, firmware updates, max. supply current: 120 mA
WiFi	File transfer and remote control via direct connection or WiFi infrastructure
Bluetooth	Read auxiliary measurement data from Fluke Connect® 3000 series modules (requires supported USB to BLE or WiFi/BLE adapter, check for availability)
USB-mini-B	Data download device to PC

**Voltage inputs**

Number of inputs	4 (3 phases referenced to neutral)
Maximum input voltage	1000 Vrms, CF 1.7
Input impedance	10 MΩ
Bandwidth	42.5 Hz to 3.5 kHz
Scaling	1:1 and variable
Measurement category	1000 V CAT III/600 V CAT IV

**Current inputs**

Number of inputs	4 (3 phases and neutral), mode selected automatically for attached sensor
Input voltage	Clamp input: 500 mVrms/50 mVrms; CF 2.8 Rogowski coil input: 150 mVrms/15 mVrms at 50 Hz, 180 mVrms/18 mVrms at 60 Hz; CF 4 all at nominal probe range
Range	1 A to 150 A/10 A to 1500 A with thin flexible current probe i17XX-flex1500 IP 24" 3 A to 300 A/30 A to 3000 A with thin flexible current probe i17XX-flex3000 IP 24" 6 A to 600 A/60 A to 6000 A with thin flexible current probe i17XX-flex6000 IP 36" 40 mA to 4 A/0.4 A to 40 A with 40 A clamp i40s-EL
Bandwidth	42.5 Hz to 3.5 kHz
Scaling	1:1 and variable

**Auxiliary inputs**

Number of inputs	2 (Analog with auxiliary adapter, or up to 2 BLE devices simultaneously)
Input range	0 to ± 10 V dc, or 0 to ± 1000 V dc (with optional adapter), 1 reading/s
Scale factor	Format: mx + b (gain and offset) user configurable
Displayed units	User configurable (7 characters, for example, °C, psi, or m/s)

**Wireless Bluetooth connection (check for availability)**

Number of inputs	2
Supported modules	Fluke Connect® 3000 series
Acquisition	1 reading/s

**Environmental specifications**

Operating temperature	-25 °C to +50 °C (-13 °F to 122 °F) <sup>1</sup>
Storage temperature	Without battery: -25 °C to +60 °C (-13 °F to 140 °F), with battery: -20 °C to +50 °C (-4 °F to 122 °F)
Operating humidity	IEC 60721-3-3: 3K6: -25 °C to +30 °C (-13 °F to +86 °F): ≤ 100 % 40 °C (104 °F): 55 % 50 °C (122 °F): 35 %
Operating altitude	2000 m (up to 4000 m derate to 1000 V CAT II/600 V CAT III/300 V CAT IV)
Storage altitude	12,000 m
Enclosure	IEC 60529: IP50 IEC 60529: IP65 with IP65 rated voltage connector
Vibration	IEC 60721-3-3 / 3M2
Electromagnetic compatibility (EMC)	EN 61326-1: Industrial CISPR 11: Group 1, Class A IEC 61000-6-5 Power station environment Korea (KCC): Class A Equipment (industrial broadcasting and communication equipment) USA (FCC): 47 CFR 15 subpart B. This product is considered an exempt device per clause 15.103

**General specifications**

Warranty	Two-years (battery not included) Accessories: one-year Calibration cycle: two-years
Dimensions	23.0 cm x 18.0 cm x 5.4 cm (9.1 in x 7.1 in x 2.1 in)
Weight	Instrument: 1 kg (2.2 lb)
Tamper protection	Accept securing cables (max. φ 6mm)

<sup>1</sup>Warm up the product to -10 °C (+14 °F) before you power the unit on

<b>Flexible Current Probe specifications</b>	<b>i17XX-FLEX1.5KIP</b>	<b>i17XX-FLEX3KIP</b>	<b>i17XX-FLEX6KIP</b>
Measuring ranges	1 to 150 A ac 10 to 1500 A ac	1 to 300 A ac 10 to 3000 A ac	1 to 600 A ac 10 to 6000 A ac
Probe cable length	610 mm (24 in)	610 mm (24 in)	915 mm (36 in)
Probe cable diameter	7.5 mm (0.3 in)	7.5 mm (0.3 in)	7.5 mm (0.3 in)
Weight	170 g (0.38 lb)	170 g (0.38 lb)	190 g (0.42 lb)
Minimum bending radius	38 mm (1.5 in)		
Nondestructive current	100 kA (50/60 Hz)		
Temperature coefficient over operating temperature range	0.05 % of reading/°C (0.028 % of reading/°F)		
Working voltage	1000 V CAT III, 600 V CAT IV		
Output cable length	2.5 m (8.2 ft)		
Probe cable material	TPR		
Coupling material	POM + ABS/PC		
Output cable	TPR/PVC		
Operating temperature	-20 °C to +70 °C (-4 °F to 158 °F) temperature of conductor under test shall not exceed 80 °C (176 °F)		
Temperature, non-operating	-40 °C to +80 °C (-40 °F to 176 °F)		
Relative humidity, operating	15 % to 85 % non-condensing		
IP rating	IEC 60529: IP65		
Warranty	One-year		

## Model features

	1742 Power Quality Loggers	1746 Power Quality Loggers	1748 Power Quality Loggers
<b>Functions</b>			
Voltage, current, power, power factor, frequency	•	•	•
Energy forward/reverse	•	•	•
Peak Demand	•	•	•
THD	•	•	•
Voltage and current harmonics (to 50th) <sup>1</sup>		•	•
Flicker	•	•	•
Unbalance <sup>1</sup>		•	•
Rapid voltage change events <sup>1</sup>		•	•
Interharmonics (to 50th) <sup>1</sup>		•	•
Dips, swells, interruption and transient events tables <sup>1</sup>		•	•
Mains signaling <sup>1</sup>		•	•
Inrush current <sup>1</sup>		•	•
Transients (low frequency)/Waveform deviation events <sup>2</sup>			•
<b>Recording</b>			
Trend	•	•	•
Waveform snapshots <sup>2</sup>			•
RMS profile <sup>2</sup>			•
<b>Communication</b>			
Ethernet	•	•	•
USB (mini B)	•	•	•
WiFi download Instrument to device	•	•	•
Wifi download via WiFi hub (requires registration)	Opt.	Opt.	Opt.
<b>Included accessories</b>			
Flexible current probe	not /B version	not /B version	not /B version
USB stick	•	•	•
USB cable	•	•	•
3PHVL-1730 3-Phase + neutral voltage test lead	•	•	•
Test lead set red/black 0.18 m	•	•	•
Test lead set red/black 1.5 m	•	•	•
Alligator clips	4	4	4
173x/174x Soft Case	•	•	•
Cable marker kit	•	•	•
MP1-3R/1B-Magnet Probe 1 set (3 red, 1 black)	Opt.	1	1
174x-Hanger Kit	Opt.	Opt.	•

<sup>1</sup>Included with 1742-6/UPGRADE option

<sup>2</sup>Included with 1742-8/UPGRADE or 1746-8/UPGRADE option



## Optional accessories

Item	Description
1742-6/UPGRADE	Upgrade 1742 to 1746 functionality (includes magnetic probes)
1742-8/UPGRADE	Upgrade 1742 to 1748 functionality (includes magnetic probes and hanger kit)
1746-8/UPGRADE	Upgrade 1746 to 1748 functionality (includes hanger kit)
IEEE519/REPORT	Software license for IEEE 519 reporting
3PHVL-1730-5M	Cable Assembly, voltage test lead 3-phase+N 5M
i17XX-FLEX1.5KIP	FLUKE-17XX IP65 iFlex 1.5KA 24 IN/60CM
i17XX-FLEX1.5KIP/3PK	FLUKE-17XX IP65 iFlex 1.5KA 24 IN/60CM, 3 pack
i17XX-FLEX1.5KIP/4PK	FLUKE-17XX IP65 iFlex 1.5KA 24IN/60CM, 4 pack
i17XX-FLEX3KIP	FLUKE-17XX IP65 iFlex 3KA 24 IN/60CM
i17XX-FLEX3KIP/3PK	FLUKE-17XX IP65 iFlex 3KA 24 IN/60CM, 3 pack
i17XX-FLEX3KIP/4PK	FLUKE-17XX IP65 iFlex 3KA 24 IN/60CM, 4 pack
i17XX-FLEX6KIP	FLUKE-17XX IP65 iFlex 6KA 36 IN/90CM
i17XX-FLEX6KIP/3PK	FLUKE-17XX IP65 iFlex 6KA 36 IN/90CM, 3 pack
i17XX-FLEX6KIP/4PK	FLUKE-17XX IP65 iFlex 6KA 36 IN/90CM, 4 pack
i17XX-FLEX5M-EXT	FLUKE-17XX IFLEX Extension Cable 5M
i4OS-EL	FLUKE-1730 I4OS-EL Clamp-On Current Transformer
i4OS-EL/3pk	FLUKE-17XX I4OS-EL Clamp-On Current Transformer, 3 pack
IP65 VOLT CONN	IP65 Rated Voltage Connector
FLUKE-17XX AUX	Auxiliary Input Adapter, 17XX
FLUKE-17XX-TL 0.18M	Test Lead Set; 1000 V CAT III, non-stack conn; 0.18m; red/blk
FLUKE-MA-C8	IEC 60320 C7 Line Power Cord to 4 mm plugs
FTP165X/UK	Fused Probe Set for 165x/uk,red/blu/grn
MP1-3R/1B	Magnet Probe 1, 3 x red, 1 x black
FLUKE-174X GPS-REC	GPS Receiver Antenna
F17XX CABLE MARKERS	Cable Marker Kit For 174X

## Ordering information

Standard accessories per model

Model	WiFi/BLE Adapter*	i17XX-flex1500 24" Current Probe (x4)	i17XX-flex3000 24" Current Probe (x4)	Power Cords supplied with MA-C8 adapter
FLUKE-1742/15/EUS	•	•		EU/US/UK
FLUKE-1742/30/EUS	•		•	EU/US/UK
FLUKE-1742/B/EUS	•			EU/US/UK
FLUKE-1742/15/INTL		•		EU/US/UK/CN-AUS/BR
FLUKE-1742/30/INTL			•	EU/US/UK/CN-AUS/BR
FLUKE-1742/B/INTL				EU/US/UK/CN-AUS/BR
FLUKE-1746/15/EUS	•	•		EU/US/UK
FLUKE-1746/30/EUS	•		•	EU/US/UK
FLUKE-1746/B/EUS	•			EU/US/UK
FLUKE-1746/15/INTL		•		EU/US/UK/CN-AUS/BR
FLUKE-1746/30/INTL			•	EU/US/UK/CN-AUS/BR
FLUKE-1746/B/INTL				EU/US/UK/CN-AUS/BR
FLUKE-1748/15/EUS	•	•		EU/US/UK
FLUKE-1748/30/EUS	•		•	EU/US/UK
FLUKE-1748/B/EUS	•			EU/US/UK
FLUKE-1748/15/INTL		•		EU/US/UK/CN-AUS/BR
FLUKE-1748/30/INTL			•	EU/US/UK/CN-AUS/BR
FLUKE-1748/B/INTL				EU/US/UK/CN-AUS/BR

\* The WiFi/BLE adapter enables connection to WiFi networks and devices. Connections can be made directly from laptop or WiFi network for direct downloading of data.

**Fluke.** *Keeping your world up and running.*<sup>®</sup>

**Fluke Corporation**  
PO Box 9090, Everett, WA 98206 U.S.A.

**Fluke Europe B.V.**  
PO Box 1186, 5602 BD  
Eindhoven, The Netherlands

**For more information call:**  
In the U.S.A. (800) 443-5853 or  
Fax (425) 446-5116  
In Europe/M-East/Africa +31 (0) 40 2675 200 or  
Fax +31 (0) 40 2675 222  
In Canada (800)-36-FLUKE or  
Fax (905) 890-6866  
From other countries +1 (425) 446-5500 or  
Fax +1 (425) 446-5116  
Web access: <http://www.fluke.com>

©2017 Fluke Corporation.  
Specifications subject to change without notice.  
8/2017 6009585a-en

**Modification of this document is not permitted without written permission from Fluke Corporation.**